

SHIPPING DEPUTY MINISTRY
TO THE PRESIDENT

LEMESOS



2019
PORT STATE CONTROL DATA

Executive Summary

Port State Control (PSC) is the inspection of foreign ships in national ports for the purpose of verifying that the condition of the ship and its equipment comply with the requirements of international conventions and that the ship is manned and operated in compliance with applicable international laws.

In 2019, 577 individual ships entered Cyprus ports, while 106 PSC inspections were carried out. Cyprus' Fair Share (annual inspection commitment) for 2019 was 103 inspections.

Out of the 106 inspections, nine led to detentions (Detention rate 8.5 %).

Furthermore, in total 436 deficiencies were recorded. The 61 of the recorded deficiencies were detainable ones, which represents a percentage of 14.0 % of the total deficiencies. The average number of deficiencies per inspection for the current year was 4.1.

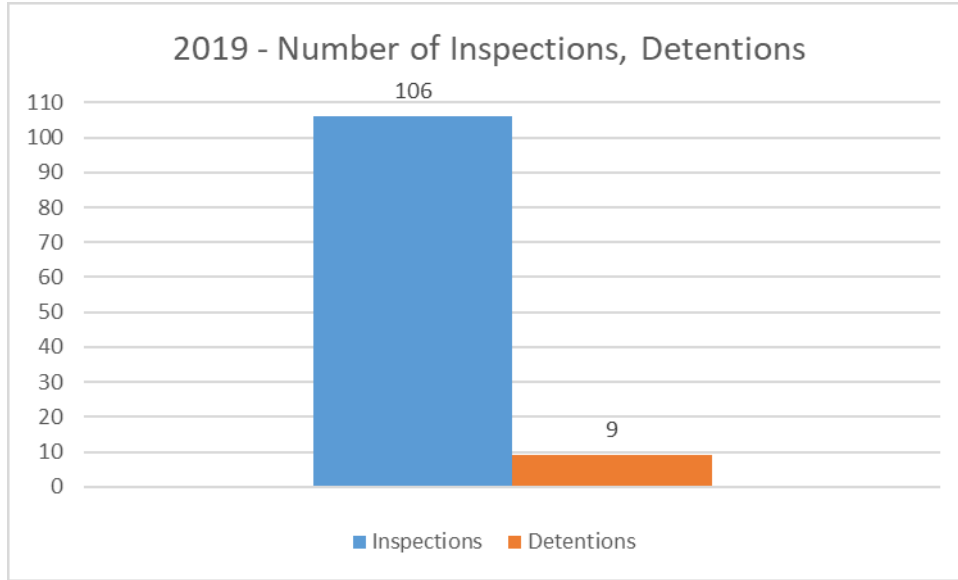
In 2019, Cyprus participate in the Paris MoU Concentrate Inspection Campaign (CIC) on "Emergency Systems and Procedures" from 1 September through 30 November 2018. During this period 21 inspections carried out, three of which led to detention. For the three detentions, the reason for detention, among others, was the result of the Inspection Campaign. In the same period, 18 of the recorded deficiencies were CIC related.

In the following pages the facts and figures as regards the PSC inspections carried out in Cyprus ports for 2019 are shown more thoroughly.

PORT STATE CONTROL DATA 2019

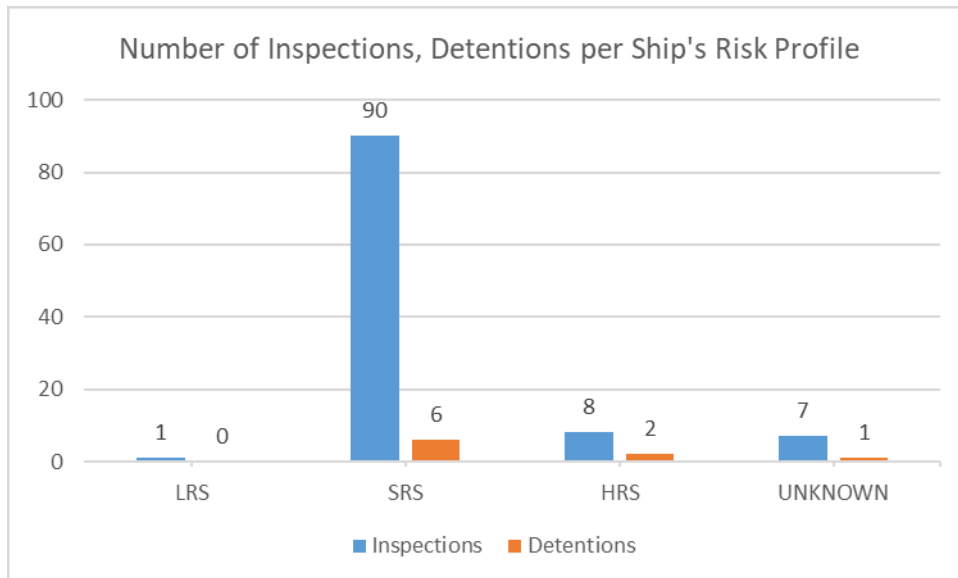
Inspections, Detentions for 2019

In 2019, 106 Port State Control (PSC) Inspections were carried out at Cyprus ports. Out of the 106 inspections, nine lead to detentions (Detention rate 8.5 %).



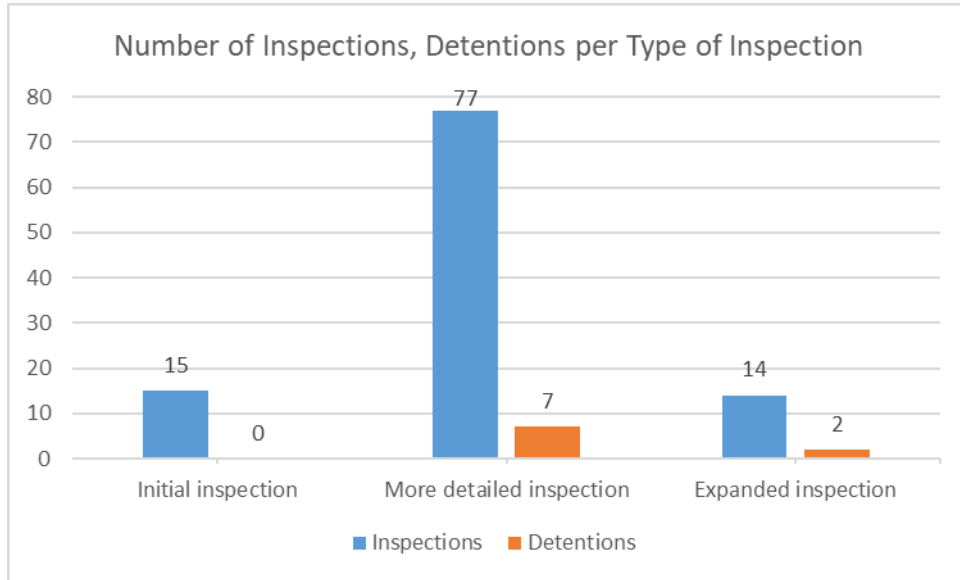
Inspections, Detentions per Ship's Risk Profile

The Ship Risk Profile (SRP) of the 106 ships inspected (*as it was at the time of inspection*) is shown below. The majority of the inspected ships have a Standard Risk Ship profile (SRS). It is quite remarkable that only 1 ship out of the 106 ships inspected had a Low Risk Ship profile (LRS) while seven of them had unidentified profile.



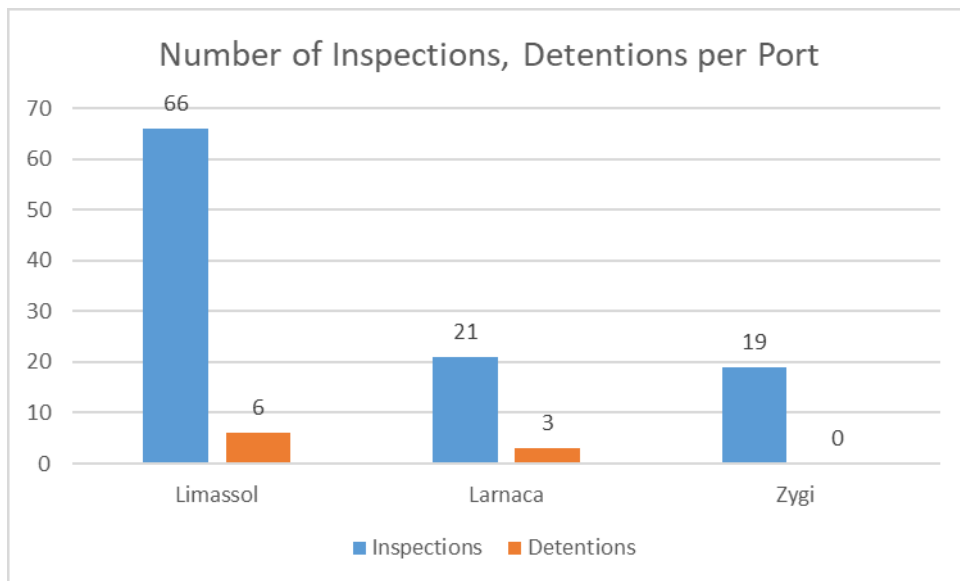
Inspections, Detentions per Type of Inspection

The type of inspections that were carried out are shown below. In 77 of the ships inspected a More Detailed Inspection was carried out from which the 7 were detained. Fourteen Expanded Inspections were carried out resulting in two detentions.



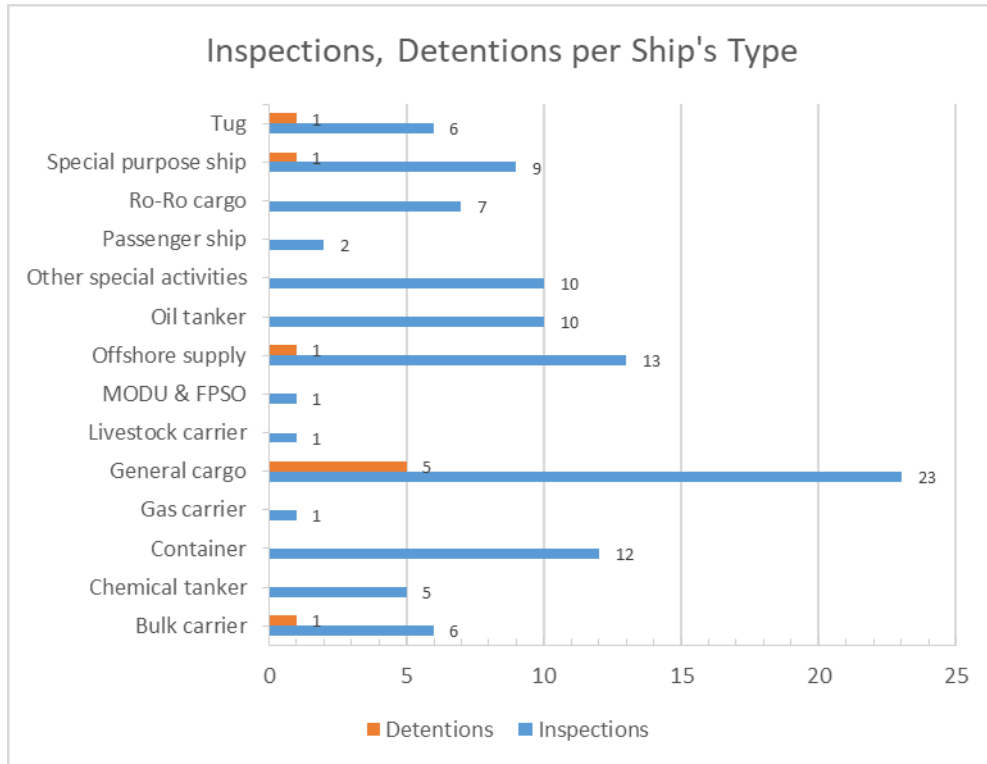
Inspections, Detentions per Port

In total 106 PSC inspections were carried out, 66 at the port of Limassol, 21 at the port of Larnaca and 19 at the port of Zygi. Six of the detentions were at the port of Limassol and three at the port of Larnaca.



Inspections, Detentions per Ship's Type

Ships of 14 different types were inspected. General Cargo ships leads the category with 23 inspections followed by Offshore Supply ships with 13 inspections. Five different types of vessels were detained with General Cargo Ships counting for five detentions.



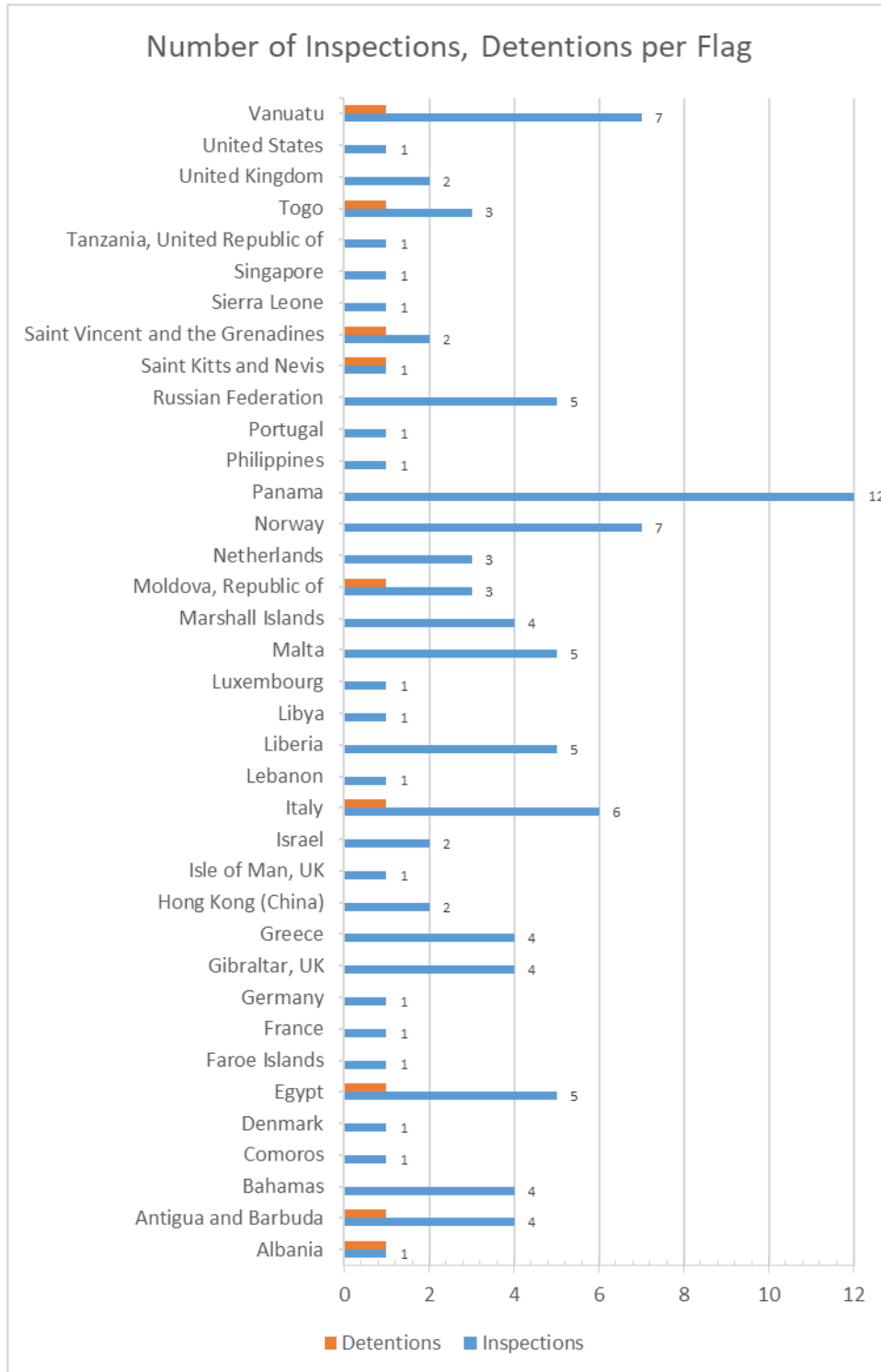
Inspections, Detentions per Ship's Age

The majority of the ships inspected were less than 15 years old (58 in total). The majority of the detained ships had an age more than 20 years. It is remarkable the 8 ships inspected with an age more than 40 years old.



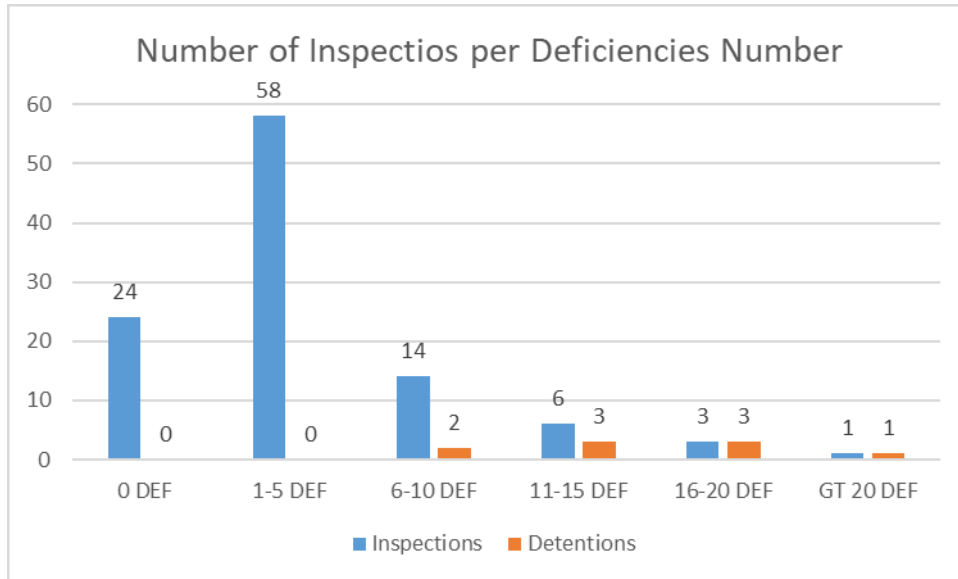
Inspections, Detentions per Flag

Ships of 37 different flags were inspected. Panama leads the category with 12 inspections without any detentions while Norway and Vanuatu followed with seven inspections. The nine detentions were shared between nine flags.



Inspections, Detentions per Number of Deficiencies

The table below indicates that no deficiencies were recorded in 24 of the inspections. Furthermore, 58 of the ships inspected were found with up to 5 deficiencies. Ships inspected and found with more than 15 deficiencies the detention rate is 100% (4 to 4).



Number of Deficiencies per Area

In total 436 deficiencies were recorded. The 61 of the recorded deficiencies were detainable which represents a percentage of 14%. The average number of deficiencies per inspection was 4.1. The area of Certificate & Documentation related deficiencies tops the list with 133 deficiencies, while Safety of Navigation area follows with 63 deficiencies.

